

ImageMaster USB Camera Settings in MacPractice:

RIGHT click in the lower left corner of your MacPractice window, a drop down should appear as shown below, then check normal and the ImageMaster USB Camera, at this time you should see an image.

MacPractice 4.3

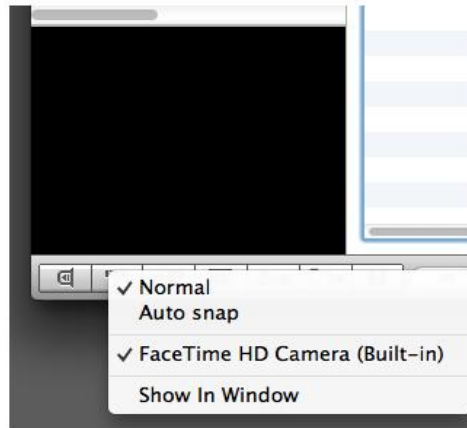
MacPractice 4.4

VideoGlide 1.5.1 is installed

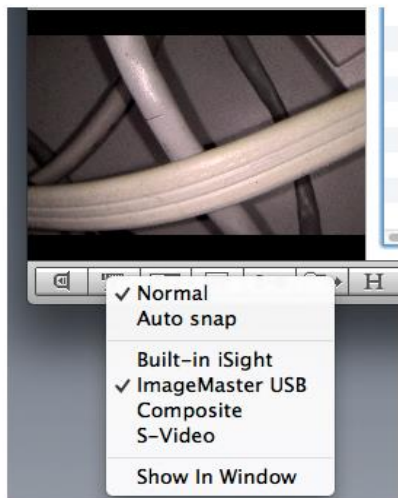
With a typical camera plugged in (not Imagemaster)



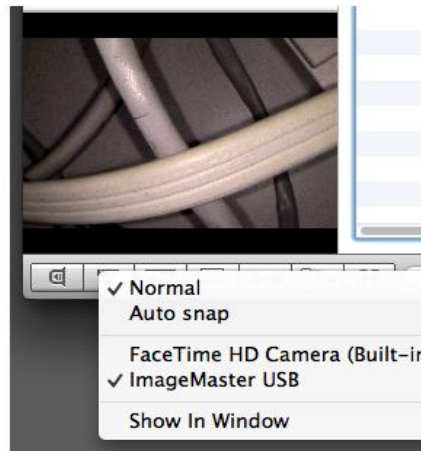
With a typical camera plugged in (not Imagemaster)



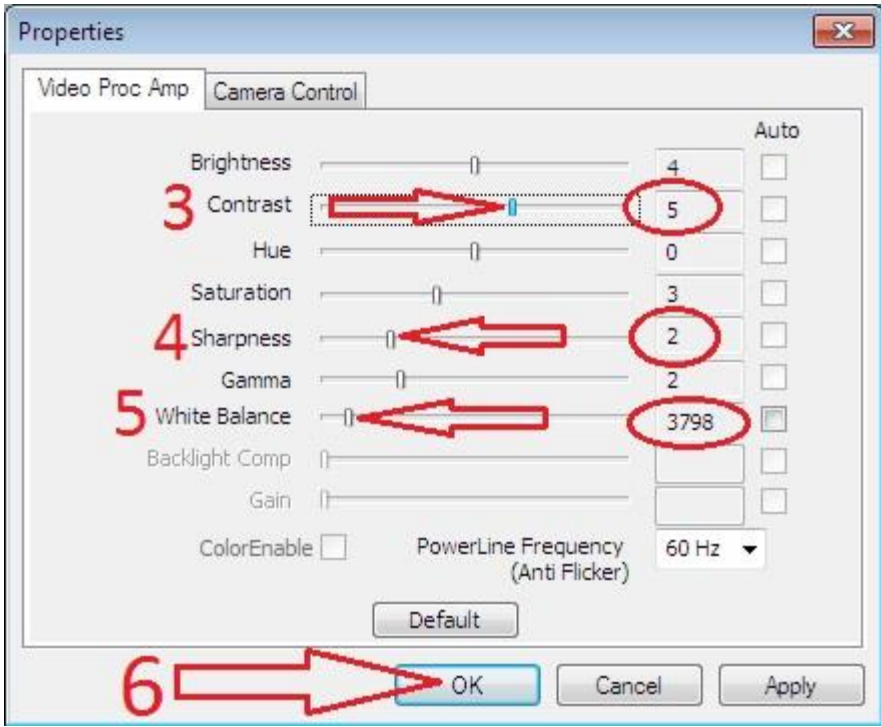
With ImageMaster Camera



With ImageMaster Camera



Color adjustment settings for MacPractice:



MacPractice, Inc.
Phone: 877-220-8418
(402) 420-2466 Fax Digital